


# FAIRFIELD POLICE DEPARTMENT

## Monthly Report – March 2020



Chief Christopher Lyddy

Fairfield Police Department

[www.fpdct.com](http://www.fpdct.com)

**This page intentionally left blank.**

## **Section 1: Bureau / Division Reports**

**Noteworthy Police Work**

**Field Services Bureau**

**Other Items**

## **Section 2: Statistical Activity Summary**

**Calls for Service Totals**

**Alarm response Summary**

**Motor Vehicle Activity**

**Parking Ticket Summary**

**Criminal Arrest Summary**

**Domestic Violence Arrest Summary**

**Calls for Service Breakdown Report**

## Section 1: Bureau / Division Reports

### Noteworthy Police Work

- Lieutenant Koval recognized Sergeant Kline, Officer Chase, Officer Moran and Officer Renaldi for their involvement in the following incident.

On 2/6/20 at about 0230 hours, patrols were dispatched to an alarm at Gaine's Construction, 32 Berwick Ct., for a front shop motion alarm. After Officer Moran and Officer Renaldi checked the building, which was secure, they then checked the parking lot of the business and observed a vehicle with its rear window smashed. The vehicle had been entered and rummaged through. Also observed were wet footprints inside the vehicle with distinct markings.

Officer Moran and Officer Renaldi quickly checked other area businesses and discovered a total of six vehicles with smashed out windows which appeared to have been rummaged through (4 from Fairfield Motor Works and one from Abbey Tent Rental). At the same time the businesses were being checked, Sergeant Kline observed a male carrying several bags and walking eastbound on Commerce Drive, in close proximity to where the vehicles were broken into. Officer Chase assisted Sergeant Kline in detaining the suspect for a field interview.

Further investigation revealed that the male, who has a history of burglary, had several items in his possession that had been stolen from the vehicles at Gaine's, Fairfield Motor Works, and Abbey Tent Rental. Also found in his possession was a pair of spark plugs, which are commonly used by car burglars to quickly shatter car windows. In addition, the bottom of the suspect's shoes were a match to the footprints left at the scene at Gaine's Construction.

The suspect was taken into custody and charged with six counts of Burglary 3rd Degree, six counts of Larceny 6th Degree, and Possession of Burglary Tools. Officer Renaldi, Chase, Moran, and Sergeant Kline all worked as a team in photographing, tagging and logging several pieces of evidence and processing. Their quick response to the alarm and, checking the lot even after the building was secure, and quick observation of a possible suspect walking in the vicinity of the crime led to the apprehension of a car burglary suspect, who is a possible suspect in several similar type vehicle and garage burglaries in the area.

**Field Services****20-7618 / 04:32 AM / Rubios, C / 2100 Mill Plain Road**

Officer Rubis located a suspicious vehicle with multiple occupants, on the side of the road in front of 2120 Mill Plain Rd. The three occupants were from New York and were not familiar with the area. The driver claimed they were visiting his sister in town but could not provide the address of where she lived. There was a strong odor of marijuana coming from inside the car. The operator consented to a search of the vehicle and found inside were two bi fold plastic glue traps that were in the backpack of the rear passenger. The substance inside the traps have been used in the past on mailboxes to catch letters and bills that were put in the mailbox to be mailed. Neighboring mailboxes on Mill Plain Road had no new substances in them at this time. Photos of the three occupants and the glue traps were taken.

**20-8775 | 6:48 PM | Breach Of Peace | Mirra, J | 00060 Grasmere Av**

Patrols responded to a domestic incident between sisters

One of the subjects was arrested and after further investigation, Officer Mirra discovered the suspect gave a false name. He discovered the woman's real name and that she also had two warrants with FPD. Mirra went back to the home and arrested her on the warrants and she was also charged with Interfering with an Officer.

**20-9918 | 3:33 AM | Investigation | Wiltsie, J | 01101 Post Rd**

Officer Wiltsie, while doing a business check at the Cumberland Farms Post Rd. location, which recently started closing at 11 PM, appeared to have thwarted a burglary attempt. When checking the lot he saw a vehicle parked with its lights off near the store, a grey Honda Civic, reported stolen out of Hamden. As soon as Officer Wiltsie entered the parking lot the car, occupied by two males, took off at a high rate of speed east on Post Rd. before entering 95 north. State PD was notified to be on the lookout for the vehicle. Cumberland Farms was checked afterward and it checked ok.

## Special Services Bureau

<i>Traffic Safety Unit</i>	Jan	Feb	Mar	Apr	May	Jun	Jul	Aug	Sep	Oct	Nov	Dec
<i>Traffic Stops</i>	492	292	99									
<i>Infractions Issued</i>	188	95	20									
<i>Misdemeanor Summons</i>	10	6	5									
<i>Accidents Investigated</i>	16	30	15									
<i>Child Seat Installations</i>	14	34	15									
<i>DUI Arrests</i>	0	2	1									

<i>Traffic Crash Unit</i>	Jan	Feb	Mar	Apr	May	Jun	Jul	Aug	Sep	Oct	Nov	Dec
<i>Accidents Investigated</i>	73	51	40									
<i>Accidents with Injuries</i>	4	6	5									
<i>Search Warrants</i>	3	0	4									
<i>Arrest Warrants</i>	1	1	0									
<i>Misdemeanor Summons</i>	3	2	6									
<i>Infractions Issued</i>	17	8	18									
<i>Fatalities</i>	0	0	1									

<i>Animal Control</i>	Jan	Feb	Mar	Apr	May	Jun	Jul	Aug	Sep	Oct	Nov	Dec
<i>Complaints</i>	65	70	68									
<i>Wildlife Complaints</i>	23	30	34									
<i>Animals Tested for Rabies</i>	0	1	5									
<i>Animals Positive / Rabies</i>	0	0	1									
<i>Animal Bites</i>	2	1	2									
<i>Written Warnings</i>	4	4	2									
<i>Infractions</i>	1	1	0									
<i>Misdemeanors</i>	0	0	0									

Lake Mohegan Enforcement: Periodic patrols conducted.

<i>Marine Unit</i>	May	JUN	JUL	AUG	SEPT	OCT
<i>Complaints</i>						
<i>Boats Towed</i>						
<i>Written Warnings</i>						
<i>Arrests</i>						
<i>Safety Inspections</i>						
<i>Total Calls For Service</i>						
<i>Hours Underway</i>						
<i>Community Events</i>						
<i>Location Checks</i>						
<i>Fatalities</i>						

**Traffic Enforcement Targeted Areas**

- Kings Hwy East
- Wilson Street & Church Hill Road
- Pemburn Drive & Marsh Drive
- Davis Road
- Stratfield Road & Bond Street
- Black Rock Turnpike & Barros Street
- Godfrey Road & Morehouse Highway
- Stratfield Road & Toilsome Hill Road
- Melville Avenue
- Penfield Road & Lalley Boulevard
- Redding Road
- Kings Hwy west
- Hulls Farm Road
- Hulls Highway
- Fairfield Beach Road
- Wilson Street & Valley Road
- Post Road & River Street

**Other Activities**

- COVID-19 EMB placed at parks and beaches
- Car Seat Installations
- Assisted with security for COVID-19 Testing site
- Officer McPadden’s wife’s funeral escort
- Assist Weston Police with a fatal motor vehicle crash
- Assist Bridgeport PD with downloading information from vehicles

**Administrative Services Bureau**

**Training**

- Crash Reconstruction
- Deceptive Behaviors & Hidden Compartments
- Symposium on Human Trafficking & Child Exploitation
- Peer Support
- EMT Refresher
- Crash Reconstruction
- Firearms (Instructors)
- ESU Training Mar

**Emergency Communications Center**

	Jan	Feb	Mar	Apr	May	Jun	Jul	Aug	Sep	Oct	Nov	Dec
<i>Total Incoming Calls</i>	7,117	6,746	6,586									
<i>Total 911 Calls</i>	1,566	1,622	1,353									
<i>Total Outgoing Calls</i>	1,825	1,796	1,729									
<i>Total CSFs Processed</i>	3,816	3,419	3,237									
<i>% 911 Calls Under 10 Sec</i>	95.95	95.31	96.33									

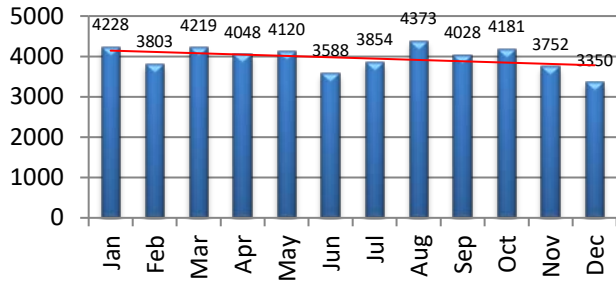
### Section 3: Statistical Activity Summary

#### TOTAL CALLS FOR SERVICE

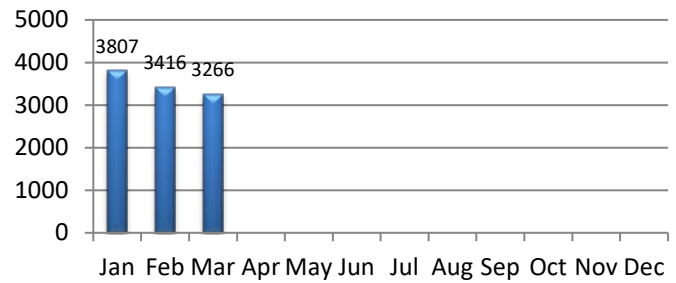
Calls for Service	Jan	Feb	Mar	Apr	May	Jun	Jul	Aug	Sep	Oct	Nov	Dec	YTD
2019	4228	3803	4219	4048	4120	3588	3854	4373	4028	4181	3752	3350	47,544
2020	3807	3416	3266										10,489

Note: Includes miscellaneous calls that may not be listed under the call analysis section

Calls For Service - 2019



Calls for Service - 2020

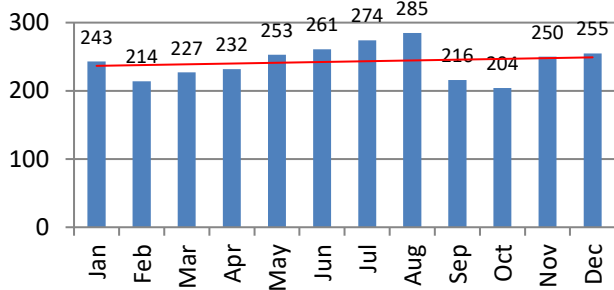


#### ALARM RESPONSE SUMMARY

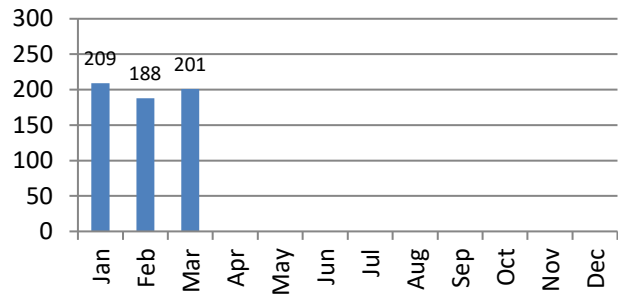
Total Alarms	Jan	Feb	Mar	Apr	May	Jun	Jul	Aug	Sep	Oct	Nov	Dec	YTD
2019	243	214	227	232	253	261	274	285	216	204	250	255	2,914
2020	209	188	201										598

False Alarms	Jan	Feb	Mar	Apr	May	Jun	Jul	Aug	Sep	Oct	Nov	Dec	YTD
2019	243	211	227	232	250	261	274	283	215	203	250	254	2,903
2020	209	182	201										592

Alarms - 2019



Alarms - 2020

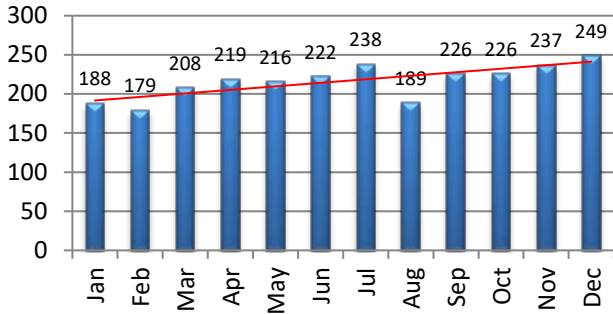




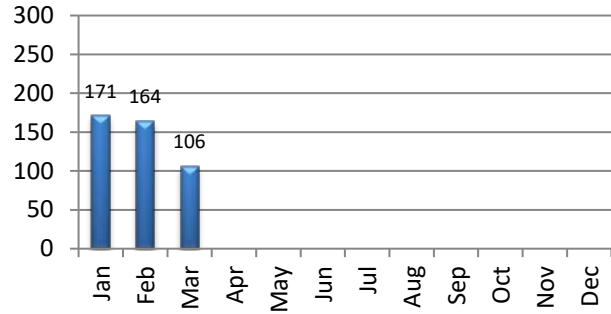
**MOTOR VEHICLE ACTIVITY**

MV Accidents	Jan	Feb	Mar	Apr	May	Jun	Jul	Aug	Sep	Oct	Nov	Dec	YTD
2019	188	179	208	219	216	222	238	189	226	226	237	249	2,597
2020	171	164	106										441

**Motor Vehicle Accidents - 2019**



**Motor Vehicle Accidents - 2020**



MV Enforcement	Jan	Feb	Mar	Apr	May	Jun	Jul	Aug	Sep	Oct	Nov	Dec	YTD
Warnings - 2019	328	325	310	254	273	223	269	353	294	328	278	222	3,457
2020	438	305	109										852

Infractions - 2019	317	290	315	575	367	171	279	675	199	249	258	103	3,798
2020	220	125	24										369

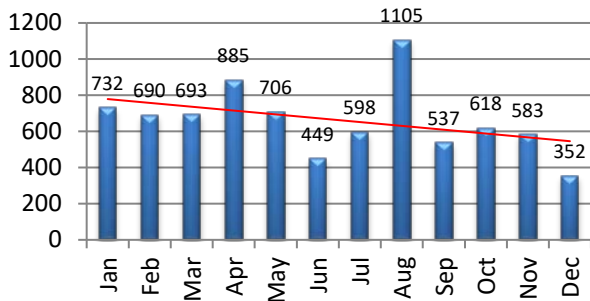
Misdemeanor - 2019	65	55	48	46	53	42	37	59	29	25	33	24	516
2020	34	18	14										66

Custodial - 2019	13	12	7	9	6	13	8	9	8	8	5	6	104
2020	5	5	2										12

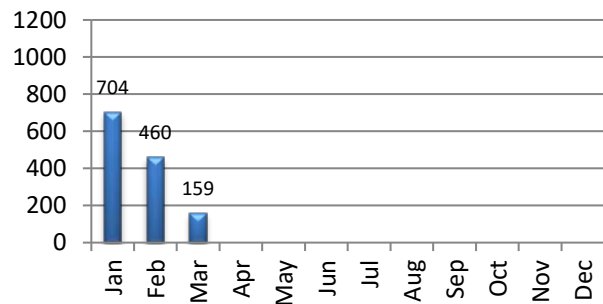
DUI Arrests - 2019	9	5	6	8	5	9	3	9	6	8	9	10	87
2020	4	7	4										15

MV Contacts - 2019	732	690	693	885	706	449	598	1105	537	618	583	352	7,948
2020	704	460	159										1,323

**MV Contacts - 2019**



**MV Contacts - 2020**



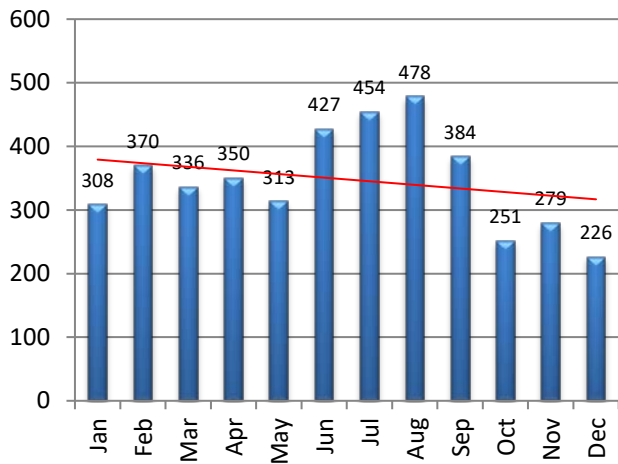
MV Enforcement: Type	Jan	Feb	Mar	Apr	May	Jun	Jul	Aug	Sep	Oct	Nov	Dec	YTD
Speeding Violations	158	92	20										270
Seatbelt Violations	3	1	1										5
Registration Violations	51	35	10										96
License Violations	8	11	14										33
Distracted Driving	3	7	4										14
Suspended Licence	18	11	7										36
Stop Sign Violations	83	22	15										120
Traffic Light Violation	6	9	2										17

The above incidents are a overview of common violations. These statistics are not the only motor vehicle enforcement actions taken. The above show top 6 violations for the month.

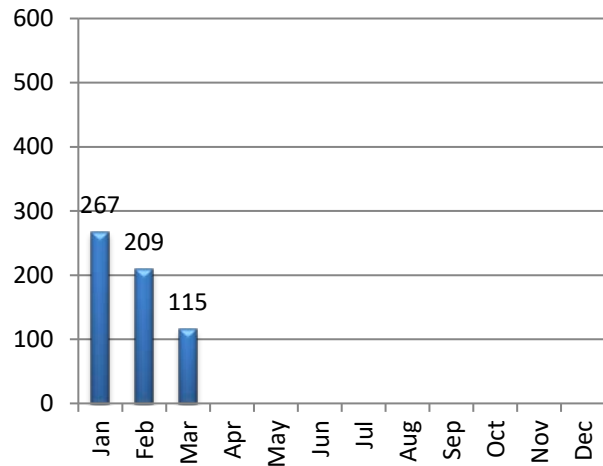
**PARKING TICKET SUMMARY**

Total Issued	Jan	Feb	Mar	Apr	May	Jun	Jul	Aug	Sep	Oct	Nov	Dec	YTD
2019	308	370	336	350	313	427	454	478	384	251	279	226	4176
2020	267	209	115										591

Parking Tags Issued 2019



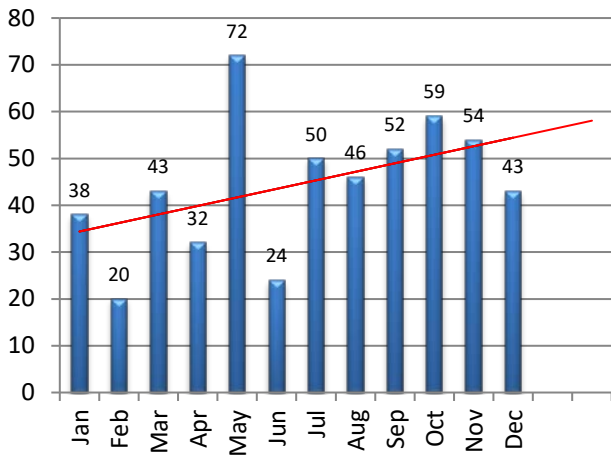
Parking Tags Issued - 2020



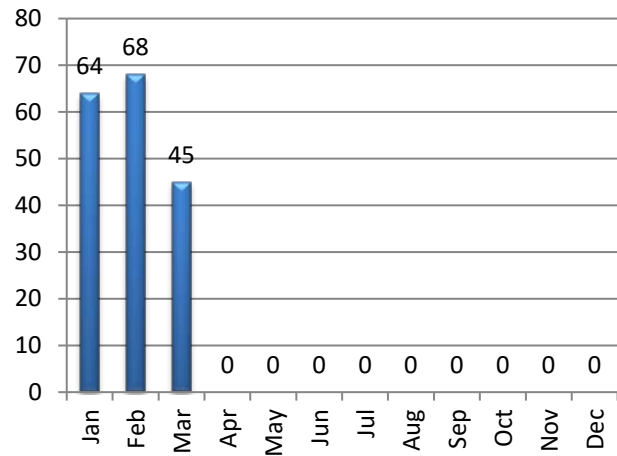
**CRIMINAL ARREST SUMMARY**

<b>Criminal Arrests by Month</b>	Jan	Feb	Mar	Apr	May	Jun	Jul	Aug	Sep	Oct	Nov	Dec	YTD
<b>Larceny - 2019</b>	26	7	28	23	46	19	31	33	34	44	37	32	360
<b>2020</b>	46	52	32										130
<b>Vandalism - 2019</b>	3	1	1	0	10	1	1	1	1	1	1	2	23
<b>2020</b>	2	3	10										15
<b>MV Theft / Attempt - 2019</b>	0	1	0	0	0	0	1	0	1	0	0	0	3
<b>2020</b>	1	0	0										1
<b>Burglary / Attempt - 2019</b>	6	9	8	1	8	0	10	3	11	8	5	6	75
<b>2020</b>	12	7	1										20
<b>Assault - 2019</b>	3	2	5	6	5	4	5	5	3	6	11	3	58
<b>2020</b>	2	6	2										10
<b>Robbery - 2019</b>	0	0	1	2	3	0	2	4	2	0	0	0	14
<b>2020</b>	1	0	0										1
<b>2019</b>	38	20	43	32	72	24	50	46	52	59	54	43	533
<b>2020</b>	64	68	45	0	0	0	0	0	0	0	0	0	177

**Total Criminal Arrests - 2019**



**Total Criminal Arrests - 2020**



<b>Domestic Violence Arrests</b>	Jan	Feb	Mar	Apr	May	Jun	Jul	Aug	Sep	Oct	Nov	Dec	YTD
<b>2020</b>	8	6	9										23

**CALLS FOR SERVICE BREAKDOWN**

		Jan	Feb	Mar	Apr	May	Jun	Jul	Aug	Sep	Oct	Nov	Dec	Total
911 HANG UP	2019	6	8	9	7	10	5	5	6	11	11	3	8	89
	2020	7	7	7										21
ABANDONED MOTOR VEHICLE	2019	9	8	14	6	4	9	14	5	7	5	10	4	95
	2020	7	7	5										19
AIRCRAFT CRASH	2019	0	0	0	0	0	0	0	0	0	0	0	0	0
	2020	0	0	0										0
AIRPLANE ACCIDENT	2019	0	0	0	0	0	0	0	0	0	0	0	0	0
	2020	0	0	0										0
ALARM	2019	0	0	0	0	0	0	0	1	0	0	0	0	1
	2020	0	0	0										0
ALARM EXCUSED	2019	0	3	0	0	3	0	1	1	1	1	0	1	11
	2020	0	6	0										6
ALARM FALSE	2019	243	211	227	232	250	261	273	283	215	203	250	254	2902
	2020	209	182	201										592
ANIMAL COMPLAINT	2019	66	73	117	90	103	125	120	127	100	99	76	61	1157
	2020	57	84	84										225
ANIMAL RESCUE	2019	0	2	1	1	0	3	2	0	1	0	1	0	11
	2020	0	0	0										0
ANY SITUATION	2019	8	14	7	6	13	9	16	11	1	10	15	5	115
	2020	6	1	10										17
ASSAULT	2019	2	3	4	2	3	1	0	3	2	1	5	1	27
	2020	1	4	2										7
ASSAULT IN PROGRESS	2019	0	0	0	0	0	0	0	0	0	0	0	0	0
	2020	0	0	0										0
ASSISTANCE	2019	186	180	174	171	181	186	177	171	216	210	175	156	2183
	2020	163	159	107										429
BANK ESCORT	2019	22	15	21	22	22	20	22	22	19	22	16	21	244
	2020	23	19	22										64
BOAT CRASH	2019	0	0	0	0	0	0	0	0	0	0	0	0	0
	2020	0	0	0										0

		Jan	Feb	Mar	Apr	May	Jun	Jul	Aug	Sep	Oct	Nov	Dec	Total
BOAT FIRE (AT DOCK)	2019	0	0	0	0	0	0	0	0	0	0	0	0	0
	2020	0	0	0										0
BOMB THREAT	2019	0	0	0	0	0	0	0	0	0	0	0	0	0
	2020	0	0	0										0
BREACH OF PEACE	2019	46	35	54	37	54	67	43	53	52	51	50	39	581
	2020	40	49	46										135
BURGLARY	2019	0	3	1	2	1	1	1	1	1	1	0	5	17
	2020	2	3	0										5
BURGLARY - RESIDENCE	2019	2	1	1	0	4	1	6	2	1	0	0	0	18
	2020	8	1	1										10
BURGLARY - COMMERCIAL	2019	4	1	3	0	0	6	4	2	3	3	0	0	26
	2020	1	5	3										9
BURGLARY - GARAGE	2019	1	0	0	0	0	0	1	5	0	3	0	3	13
	2020	2	2	1										5
BURGLARY - SCHOOL	2019	0	0	0	0	0	0	0	0	0	0	0	0	0
	2020	1	1	0										2
BURGLARY ATTEMPT	2019	1	1	0	1	1	0	0	2	1	1	1	0	9
	2020	0	0	0										0
BURGLARY ATTEMPT - RESIDENCE	2019	0	0	1	0	3	1	5	1	1	2	0	0	14
	2020	0	1	0										1
BURGLARY ATTEMPT - COMMERCIAL	2019	0	0	2	0	0	0	0	1	1	2	0	0	6
	2020	0	3	2										5
BURGLARY ATTEMPT - SCHOOL	2019	0	0	0	0	0	0	0	0	0	0	0	0	0
	2020	0	1	0										1
BURGLARY IN PROGRESS	2019	0	0	0	0	0	0	0	0	0	0	0	0	0
	2020	1	0	0										1
BUSINESS/LOCATION CHECK	2019	1352	1192	1271	1086	1096	761	703	888	985	1047	823	745	11949
	2020	937	929	1323										3189
CANCEL 911 HANG-UP	2019	0	2	1	0	3	1	0	0	1	0	0	1	9
	2020	1	1	1										3
CANCELLED ALARM	2019	51	49	46	42	61	63	44	59	47	45	53	48	608
	2020	58	55	54										167

		Jan	Feb	Mar	Apr	May	Jun	Jul	Aug	Sep	Oct	Nov	Dec	Total
COMMUNITY EVENT	2019	46	42	25	39	64	43	46	34	85	91	108	29	652
	<b>2020</b>	<b>28</b>	<b>37</b>	<b>24</b>										<b>89</b>
DEAD ANIMAL ON ROADWAY	2019	2	0	2	2	1	4	1	2	4	6	4	0	28
	<b>2020</b>	<b>1</b>	<b>4</b>	<b>2</b>										<b>7</b>
DEAD ON ARRIVAL	2019	2	2	3	6	0	3	5	4	1	3	4	2	35
	<b>2020</b>	<b>2</b>	<b>3</b>	<b>2</b>										<b>7</b>
DOOR UNLOCKED	2019	11	5	5	6	6	3	2	4	10	10	6	3	71
	<b>2020</b>	<b>6</b>	<b>6</b>	<b>2</b>										<b>14</b>
DROWNING	2019	0	0	0	0	0	0	0	1	0	0	0	0	1
	<b>2020</b>	<b>0</b>	<b>0</b>	<b>0</b>										<b>0</b>
EMERGENCY MEDICAL CALL	2019	272	264	261	272	263	262	256	263	274	267	312	290	3256
	<b>2020</b>	<b>251</b>	<b>348</b>	<b>242</b>										<b>841</b>
ESCAPE	2019	0	0	0	0	0	0	0	0	0	0	0	0	0
	<b>2020</b>	<b>0</b>	<b>0</b>	<b>0</b>										<b>0</b>
FIRE	2019	0	2	1	0	0	0	0	0	0	0	0	1	4
	<b>2020</b>	<b>0</b>	<b>0</b>	<b>0</b>										<b>0</b>
FIREWORKS COMPLAINT	2019	1	0	3	0	11	8	29	5	3	2	0	2	64
	<b>2020</b>	<b>1</b>	<b>0</b>	<b>3</b>										<b>4</b>
FOLLOW UP INVESTIGATION	2019	1	1	2	0	0	0	0	0	0	1	0	0	5
	<b>2020</b>	<b>0</b>	<b>0</b>	<b>0</b>										<b>0</b>
FUNERAL ESCORT	2019	28	13	10	12	15	16	20	15	17	13	20	17	196
	<b>2020</b>	<b>20</b>	<b>12</b>	<b>13</b>										<b>45</b>
GPS ALERT	2019	0	0	0	0	1	5	0	0	0	0	0	0	6
	<b>2020</b>	<b>0</b>	<b>0</b>	<b>0</b>										<b>0</b>
HARASSMENT	2019	16	16	13	12	18	14	14	10	15	15	14	10	167
	<b>2020</b>	<b>16</b>	<b>14</b>	<b>8</b>										<b>38</b>
HOMICIDE	2019	0	1	0	0	0	0	0	0	0	0	0	0	1
	<b>2020</b>	<b>0</b>	<b>0</b>	<b>0</b>										<b>0</b>
ICE / WATER RESCUE	2019	0	0	0	0	0	0	0	0	0	0	0	0	0
	<b>2020</b>	<b>0</b>	<b>0</b>	<b>0</b>										<b>0</b>
INFORMATION	2019	30	20	46	30	33	45	18	31	34	38	30	27	382
	<b>2020</b>	<b>46</b>	<b>45</b>	<b>98</b>										<b>189</b>

		Jan	Feb	Mar	Apr	May	Jun	Jul	Aug	Sep	Oct	Nov	Dec	Total
INTOXICATED SUBJECT	2019	4	5	11	8	3	7	5	4	18	4	6	3	78
	2020	7	4	4										15
INVESTIGATION	2019	140	118	157	140	202	155	151	184	193	187	178	168	1973
	2020	155	148	117										420
INVESTIGATION- SENIOR CITIZEN	2019	0	1	2	0	0	1	1	0	1	1	0	1	8
	2020	1	0	2										3
INVESTIGATION-ARREST	2019	1	0	7	1	3	1	0	7	2	1	1	1	25
	2020	0	3	1										4
INVESTIGATION-BAD CHECK	2019	1	0	0	0	0	0	0	0	0	0	0	0	1
	2020	0	0	0										0
INVESTIGATION-COUNTERFEIT	2019	2	1	0	0	1	2	2	0	0	1	2	1	12
	2020	2	1	2										5
INVESTIGATION-CREDIT CARD FRAUD	2019	3	3	3	2	1	1	2	1	2	1	1	1	21
	2020	4	3	1										8
INVESTIGATION-FINANCIAL CRIME	2019	0	2	2	0	3	2	1	2	0	3	4	1	20
	2020	0	0	5										5
INVESTIGATION-FORGERY	2019	3	0	2	2	6	9	3	2	1	2	3	0	33
	2020	4	4	1										9
INVESTIGATION-INTERNET CRIME	2019	4	0	3	1	3	3	4	0	0	4	0	1	23
	2020	0	1	0										1
INVESTIGATION-WARRANT ARREST	2019	13	13	17	20	12	9	14	6	14	13	8	17	156
	2020	17	12	2										31
LARCENY IN PROGRESS	2019	1	0	0	0	0	0	2	1	0	0	0		4
	2020	1	0	0										1
LARCENY/THEFT	2019	16	21	19	27	17	23	32	21	28	30	13	32	279
	2020	22	11	15										48
LARCENY-EMPLOYEE THEFT	2019	4	0	1	1	0	2	2	0	0	0	1		11
	2020	0	0	0										0
LARCENY-IDENTITY THEFT	2019	14	5	8	10	6	10	15	9	5	7	9	2	100
	2020	13	4	6										23
LOCKOUT	2019	0	0	0	0	0	0	0	0	0	0	0		0
	2020	0	0	0										0

		Jan	Feb	Mar	Apr	May	Jun	Jul	Aug	Sep	Oct	Nov	Dec	Total
M.V. ACCIDENT	2019	166	154	183	194	183	193	214	169	201	203	218	222	2300
	2020	150	153	94										397
M.V. ACCIDENT WITH INJURIES	2019	25	25	25	25	33	28	24	20	24	23	20	27	299
	2020	21	11	12										44
MASS CASUALTY INCIDENT	2019	0	0	0	0	0	0	0	0	0	0	0	0	0
	2020	0	0	0										0
MEDICAL ALARM	2019	1	2	3	3	4	1	2	3	3	2	1	2	27
	2020	3	0	2										5
MENTAL PATIENT	2019	10	3	5	3	1	4	9	2	3	4	1	4	49
	2020	3	1	1										5
MISSING PERSON	2019	1	3	4	1	3	5	0	3	2	2	1	4	29
	2020	3	5	1										9
NARCOTIC VIOLATION IN PROGRESS	2019	0	0	0	0	0	0	0	0	0	1	0	0	1
	2020	1	0	0										1
NARCOTICS VIOLATION	2019	4	6	4	2	2	3	11	5	2	12	7	4	62
	2020	4	4	3										11
NOISE COMPLAINT	2019	18	11	15	20	36	42	33	37	58	45	34	17	366
	2020	14	10	10										34
OFFICER NEEDS ASSISTANCE	2019	0	0	0	0	0	0	0	0	0	0	0	0	0
	2020	0	0	0										0
OTHER RESCUE	2019	1	0	0	0	2	1	0	0	0	0	0	0	4
	2020	0	0	0										0
PACOS ASSIGNMENT	2019	32	15	21	13	15	15	19	36	41	30	16	18	271
	2020	130	93	42										265
PARKING VIOLATION	2019	34	23	38	48	46	47	49	25	80	39	40	29	498
	2020	37	25	29										91
PISTOL PERMIT APPLICATION	2019	21	10	7	7	4	15	7	11	6	12	9	19	128
	2020	14	22	13										49
RECKLESS DRIVER	2019	19	26	25	25	45	21	30	30	38	33	33	31	356
	2020	29	18	27										74
RECOVERED PROPERTY	2019	20	8	14	10	16	18	20	17	26	11	17	12	189
	2020	19	10	13										42



		Jan	Feb	Mar	Apr	May	Jun	Jul	Aug	Sep	Oct	Nov	Dec	Total
RIOT	2019	0	0	0	0	0	0	0	0	0	0	0	0	0
	2020	0	0	0										0
ROAD HAZARD	2019	37	34	47	35	33	78	86	58	34	51	36	49	578
	2020	24	19	14										57
ROBBERY	2019	0	0	0	3	4	1	0	2	1	2	0	1	14
	2020	1	0	0										1
ROBBERY IN PROGRESS	2019	0	0	0	0	0	0	0	0	0	0	0	0	0
	2020	0	0	0										0
SEX VIOLATION	2019	0	0	1	0	1	1	1	0	1	0	1	1	7
	2020	0	1	1										2
SEX VIOLATION IN PROGRESS	2019	0	0	0	0	0	0	0	0	0	0	0	0	0
	2020	0	0	0										0
SHOPLIFTER	2019	17	14	21	10	22	16	23	15	19	30	22	23	232
	2020	31	31	24										86
STOLEN VEHICLE	2019	4	3	3	2	3	4	7	5	12	11	1	2	57
	2020	6	4	4										14
STOLEN VEHICLE ATTEMPT	2019	0	0	0	0	0	0	0	0	1	0	0	0	1
	2020	1	0	0										1
STOLEN VEHICLE IN PROGRESS	2019	0	0	0	0	0	0	0	0	0	0	0	0	0
	2020	0	0	0										0
STRUCTURE FIRE	2019	0	0	7	5	8	5	10	3	3	5	1	3	50
	2020	2	8	5										15
SUICIDE	2019	0	0	0	1	0	0	1	1	0	1	0	0	4
	2020	0	0	0										0
SUICIDE ATTEMPT	2019	0	0	2	0	0	0	2	1	2	1	0	1	9
	2020	1	1	0										2
SUICIDE THREAT	2019	4	4	7	1	4	6	4	1	6	3	4	4	48
	2020	6	4	5										15
SUSPICIOUS PERSON	2019	42	38	34	53	57	49	57	49	45	48	39	43	554
	2020	54	31	33										118
SUSPICIOUS VEHICLE	2019	29	28	19	23	25	16	17	22	23	27	21	28	278
	2020	19	24	21										64

		Jan	Feb	Mar	Apr	May	Jun	Jul	Aug	Sep	Oct	Nov	Dec	Total
TEST	2019	0	0	0	0	0	0	10	12	13	5	5	6	51
	2020	14	5	3										22
THEFT FROM MOTOR VEHICLE	2019	9	14	31	22	10	13	42	26	42	35	18	24	286
	2020	33	37	33										103
TRAFFIC CONTROL MALFUNCTION	2019	4	5	5	6	9	5	17	7	5	4	8	5	80
	2020	2	1	4										7
TRAIN ACCIDENT	2019	0	0	0	0	0	0	0	0	0	0	0	0	0
	2020	0	0	0										0
TRESPASSER	2019	7	8	12	11	9	14	7	3	6	7	8	13	105
	2020	5	10	10										25
UNKNOWN TROUBLE	2019	0	0	0	0	1	0	0	1	1	0	0	0	3
	2020	0	0	0										0
VANDALISM IN PROGRESS	2019	0	0	1	0	0	0	0	0	0	0	0	0	1
	2020	0	0	1										1
VANDALISM MISCELLANEOUS	2019	2	0	7	4	4	5	4	2	3	4	1	4	40
	2020	6	6	5										17
VANDALISM TO STRUCTURE	2019	1	3	1	0	1	0	4	2	0	2	2	1	17
	2020	1	1	2										4
VANDALISM TO VEHICLE	2019	3	1	1	3	5	4	3	7	5	8	9	6	55
	2020	8	7	6										21
VESSEL INSPECTION	2019	0	0	0	0	5	3	3	1	0	0	0	0	12
	2020	0	0	0										0
WATER RESCUE	2019	0	0	0	0	1	1	1	2	0	1	0	1	7
	2020	0	1	0										1
WIRES DOWN	2019	3	6	26	2	3	11	15	12	1	19	1	5	104
	2020	1	2	0										3